



District Report Card: 2017


State: Chhattisgarh	District: Raipur
Class: 5	Subject: Language
Schools: 61	Students: 1388


Participation/Coverage


Students

<div>GENDER</div> <div></div>	Boys		Girls	
	Number	%	Number	%
	596	42.94	792	57.06

<div>AREA</div> <div></div>	Rural		Urban	
	Number	%	Number	%
	952	68.59	436	31.41

<div>CATEGORY</div> <div></div>	SC		ST		OBC		GEN	
	Number	%	Number	%	Number	%	Number	%
	380	27.38	57	4.11	901	64.91	50	3.60

<div>CWSN</div> <div></div>	LD	VI	HI	S&LD	ID	Oth
	2	6	1	0	1	2

<div>Management</div> <div></div>	Government		Government-aided	
	Number	%	Number	%
	1368	98.56	20	1.44

Average Performance of Students in Language (%)

Overall	Gender		Area		Management		Social Group			
	Male	Female	Rural	Urban	Govt.	Aided	SC	ST	OBC	GEN
51.63	51.16	51.99	50.50	54.10	51.35	71.00	54.54	51.58	50.00	58.93

Performance on Learning Outcomes (LOs)

Learning Outcomes	Description	Average Performance(%)
L504	Reads and comprehends independently storybooks, news items/ headlines, advertisements etc.	50.26
L508	Reads text with comprehension, locates details and sequence of events	52.32

Range of Performance of Students who Answered Correctly							
Below 30%		30% - 50%		50% - 75%		Above 75%	
Number	%	Number	%	Number	%	Number	%
200	14.41	467	33.65	570	41.07	151	10.88

Lowest Performing Learning Outcomes (LOs)

- 1 - Reads and comprehends independently storybooks, news items/ headlines, advertisements etc. (50.26)
- 2 - Reads text with comprehension, locates details and sequence of events (52.32)